



MIRARO

Standard Castors

A standard castor comes with various choices of mounting parts, wheel selections and braking methods making it a highly versatile component for your mobile institutional equipments.



For more appealing appearance, there is also a choice of bright chrome plating over zinc-chromatized plating finish. Anti-static wheels are much preferred by the electronic industry and, wherever ESD poses a major concern to the manufacturing or assembly process.

Application:

Mobile transport equipments used in electronic industry; general trolleys/carts in airports; and other general institutional applications.

Size Available:

75x25, 100x25, 125x25, 75x32, 100x32, 125x32, 150x32, 200x32mm



MIRARO

Standard Castors

Pressed steel, double ballrace swivel yoke, zinc-chromatized finish

Option: Bright chrome plated finish is also available, add suffix "-CR" to Catis code, e.g. Y580XP1/W503U-CR



TB/A Total locking brake

Total Lock system locks both swivel head and wheel simultaneously for secure parking. Integrated ON/OFF Nylon brake pedals for easy and quiet operation.



DB/A Directional locking brake

Directional Lock permits free wheel rotation while swivel head remains locked, an easy way to keep equipment traveling straight. Integrated ON/OFF Nylon brake pedals for easy and quiet operation. Release pedal in green color.

T Threaded Stem Fitting with Hex Base Washer

PRB Wheel Plastic hub, grey color elastic rubber tire

Brake type	mm	mm	mm	mm	mm	mm	mm	kg	Code
TB/A Total locking brake	75	32		1/2-13UNC	1"	33.0	107.0	50	Y380XT2/W324
	75	32		M10 P1.5	25.0	33.0	107.0	50	Y380XT3/W324
	75	32		M12 P1.75	25.0	33.0	107.0	50	Y380XT4/W324
	75	32		M16 P2.0	25.0	33.0	107.0	50	Y380XT5/W324
	75	32		5/8-11UNC	1-1/4"	33.0	107.0	50	Y380XT6/W324
	75	32		1/2-12UNC	1"	33.0	107.0	50	Y380XT7/W324
	75	32		1/2-20UNF	25.0	33.0	107.0	50	Y380XT10/W324
	100	32		1/2-13UNC	1"	40.5	135.0	80	Y480XT2/W424
	100	32		M10 P1.5	25.0	40.5	135.0	80	Y480XT3/W424
	100	32		M12 P1.75	25.0	40.5	135.0	80	Y480XT4/W424
	100	32		M16 P2.0	25.0	40.5	135.0	80	Y480XT5/W424
	100	32		5/8-11UNC	1-1/4"	40.5	135.0	80	Y480XT6/W424
	100	32		1/2-12UNC	1"	40.5	135.0	80	Y480XT7/W424
	100	32		1/2-20UNF	25.0	40.5	135.0	80	Y480XT10/W424
	125	32		1/2-13UNC	1"	39.0	161.0	100	Y580XT2/W524
	125	32		M10 P1.5	25.0	39.0	161.0	100	Y580XT3/W524
	125	32		M12 P1.75	25.0	39.0	161.0	100	Y580XT4/W524
	125	32		M16 P2.0	25.0	39.0	161.0	100	Y580XT5/W524
	125	32		5/8-11UNC	1-1/4"	39.0	161.0	100	Y580XT6/W524
	125	32		1/2-12UNC	1"	39.0	161.0	100	Y580XT7/W524
	125	32		1/2-20UNF	25.0	39.0	161.0	100	Y580XT10/W524





TB/β Total locking brake
 Total Lock system simultaneously locks both swivel head and wheel for a secure parking.
 Zinc-alloy brake pedal.

T Threaded Stem Fitting with Hex Base Washer



PRB Wheel Plastic hub, grey color elastic rubber tire

Brake type	mm	mm		mm	mm	mm	mm	mm	kg	Code
TB/β Total locking brake	150	32		1/2-13UNC	1"	50.0	189.5	100		Y680XT2/W624
	150	32		M10 P1.5	25.0	50.0	189.5	100		Y680XT3/W624
	150	32		M12 P1.75	25.0	50.0	189.5	100		Y680XT4/W624
	150	32		M16 P2.0	25.0	50.0	189.5	100		Y680XT5/W624
	150	32		5/8-11UNC	1-1/4"	50.0	189.5	100		Y680XT6/W624
	150	32		1/2-12UNC	1"	50.0	189.5	100		Y680XT7/W624
	150	32		1/2-20UNF	25.0	50.0	189.5	100		Y680XT10/W624
TB/β Total locking brake	75	32		1/2-13UNC	1"	41.0	107.0	50		Y380T2/W324
	75	32		M10 P1.5	25.0	41.0	107.0	50		Y380T3/W324
	75	32		M12 P1.75	25.0	41.0	107.0	50		Y380T4/W324
	75	32		M16 P2.0	25.0	41.0	107.0	50		Y380T5/W324
	75	32		5/8-11UNC	1-1/4"	41.0	107.0	50		Y380T6/W324
	75	32		1/2-12UNC	1"	41.0	107.0	50		Y380T7/W324
	75	32		1/2-20UNF	25.0	41.0	107.0	50		Y380T10/W324
	100	32		1/2-13UNC	1"	40.5	135.0	80		Y480T2/W424
	100	32		M10 P1.5	25.0	40.5	135.0	80		Y480T3/W424
	100	32		M12 P1.75	25.0	40.5	135.0	80		Y480T4/W424
	100	32		M16 P2.0	25.0	40.5	135.0	80		Y480T5/W424
	100	32		5/8-11UNC	1-1/4"	40.5	135.0	80		Y480T6/W424
	100	32		1/2-12UNC	1"	40.5	135.0	80		Y480T7/W424
	100	32		1/2-20UNF	25.0	40.5	135.0	80		Y480T10/W424



MIRARO

Standard Castors

Pressed steel, double ballrace swivel yoke, zinc-chromatized finish

Option: Bright chrome plated finish is also available, add suffix "-CR" to Catis code, e.g. Y580XP1/W503U-CR



TB Total locking brake

Total Lock system locks both swivel head and wheel simultaneously for secure parking. Integrated ON/OFF Nylon brake pedals for easy and quiet operation.



DB Directional locking brake

Directional Lock permits free wheel rotation while swivel head remains locked, an easy way to keep equipment traveling straight. Integrated ON/OFF Nylon brake pedals for easy and quiet operation. Release pedal in green color.

T Threaded Stem Fitting with Hex Base Washer

PRB Wheel Plastic hub, grey color elastic rubber tire

Brake type	mm	mm		mm	mm	mm	mm	kg	Code
TB Total locking brake	125	32		1/2-13UNC	1"	39.0	161.0	100	Y580T2/W524
	125	32		M10 P1.5	25.0	39.0	161.0	100	Y580T3/W524
	125	32		M12 P1.75	25.0	39.0	161.0	100	Y580T4/W524
	125	32		M16 P2.0	25.0	39.0	161.0	100	Y580T5/W524
	125	32		5/8-11UNC	1-1/4"	39.0	161.0	100	Y580T6/W524
	125	32		1/2-12UNC	1"	39.0	161.0	100	Y580T7/W524
	125	32		1/2-20UNF	25.0	39.0	161.0	100	Y580T10/W524
	150	32		1/2-13UNC	1"	46.5	189.5	100	Y680T2/W624
	150	32		M10 P1.5	25.0	46.5	189.5	100	Y680T3/W624
	150	32		M12 P1.75	25.0	46.5	189.5	100	Y680T4/W624
	150	32		M16 P2.0	25.0	46.5	189.5	100	Y680T5/W624
	150	32		5/8-11UNC	1-1/4"	46.5	189.5	100	Y680T6/W624
Non-brake Free swivel	75	32		1/2-13UNC	1"	33.0	107.0	50	Y381T2/W324
	75	32		M10 P1.5	25.0	33.0	107.0	50	Y381T3/W324
	75	32		M12 P1.75	25.0	33.0	107.0	50	Y381T4/W324
	75	32		M16 P2.0	25.0	33.0	107.0	50	Y381T5/W324
	75	32		5/8-11UNC	1-1/4"	33.0	107.0	50	Y381T6/W324
	75	32		1/2-12UNC	1"	33.0	107.0	50	Y381T7/W324
	75	32		1/2-20UNF	25.0	33.0	107.0	50	Y381T10/W324


































TB Total locking brake
 Total Lock system simultaneously locks both swivel head and wheel for a secure parking.
 Zinc-alloy brake pedal.

T Threaded Stem Fitting with Hex Base Washer



PRB Wheel Plastic hub, grey color elastic rubber tire

Brake type	 mm	 mm		 mm	 mm	 mm	 mm	 kg	Code
Non-brake Free swivel	100	32		1/2-13UNC	1"	40.5	135.0	80	Y481T2/W424
	100	32		M10 P1.5	25.0	40.5	135.0	80	Y481T3/W424
	100	32		M12 P1.75	25.0	40.5	135.0	80	Y481T4/W424
	100	32		M16 P2.0	25.0	40.5	135.0	80	Y481T5/W424
	100	32		5/8-11UNC	1-1/4"	40.5	135.0	80	Y481T6/W424
	100	32		1/2-12UNC	1"	40.5	135.0	80	Y481T7/W424
	100	32		1/2-20UNF	25.0	40.5	135.0	80	Y481T10/W424
	125	32		1/2-13UNC	1"	39.0	161.0	100	Y581T2/W524
	125	32		M10 P1.5	25.0	39.0	161.0	100	Y581T3/W524
	125	32		M12 P1.75	25.0	39.0	161.0	100	Y581T4/W524
	125	32		M16 P2.0	25.0	39.0	161.0	100	Y581T5/W524
	125	32		5/8-11UNC	1-1/4"	39.0	161.0	100	Y581T6/W524
	125	32		1/2-12UNC	1"	39.0	161.0	100	Y581T7/W524
	125	32		1/2-20UNF	25.0	39.0	161.0	100	Y581T10/W524
	150	32		1/2-13UNC	1"	50.0	189.5	100	Y681T2/W624
	150	32		M10 P1.5	25.0	50.0	189.5	100	Y681T3/W624
	150	32		M12 P1.75	25.0	50.0	189.5	100	Y681T4/W624
	150	32		M16 P2.0	25.0	50.0	189.5	100	Y681T5/W624
	150	32		5/8-11UNC	1-1/4"	50.0	189.5	100	Y681T6/W624
	150	32		1/2-12UNC	1"	50.0	189.5	100	Y681T7/W624
150	32		1/2-20UNF	25.0	50.0	189.5	100	Y681T10/W624	



MIRARO

Standard Castors

Pressed steel, double ballrace swivel yoke, zinc-chromatized finish

Option: Bright chrome plated finish is also available, add suffix "-CR" to Catis code, e.g. Y580XP1/W503U-CR



TB/A Total locking brake

Total Lock system locks both swivel head and wheel simultaneously for secure parking. Integrated ON/OFF Nylon brake pedals for easy and quiet operation.



DB/A Directional locking brake

Directional Lock permits free wheel rotation while swivel head remains locked, an easy way to keep equipment traveling straight. Integrated ON/OFF Nylon brake pedals for easy and quiet operation. Release pedal in green color.

T Threaded Stem Fitting with Hex Base Washer



SRB Wheel

Pressed steel hub, grey color elastic rubber tire

Brake type	mm	mm		mm	mm	mm	mm	kg	Code
TB/A Total locking brake	100	32		1/2-13UNC	1"	40.5	135.0	80	Y480XT2/W423
	100	32		M10 P1.5	25.0	40.5	135.0	80	Y480XT3/W423
	100	32		M12 P1.75	25.0	40.5	135.0	80	Y480XT4/W423
	100	32		M16 P2.0	25.0	40.5	135.0	80	Y480XT5/W423
	100	32		5/8-11UNC	1-1/4"	40.5	135.0	80	Y480XT6/W423
	100	32		1/2-12UNC	1"	40.5	135.0	80	Y480XT7/W423
	100	32		1/2-20UNF	25.0	40.5	135.0	80	Y480XT10/W423
	125	32		1/2-13UNC	1"	39.0	161.0	100	Y580XT2/W523
	125	32		M10 P1.5	25.0	39.0	161.0	100	Y580XT3/W523
	125	32		M12 P1.75	25.0	39.0	161.0	100	Y580XT4/W523
	125	32		M16 P2.0	25.0	39.0	161.0	100	Y580XT5/W523
	125	32		5/8-11UNC	1-1/4"	39.0	161.0	100	Y580XT6/W523
	125	32		1/2-12UNC	1"	39.0	161.0	100	Y580XT7/W523
	125	32		1/2-20UNF	25.0	39.0	161.0	100	Y580XT10/W523
	150	32		1/2-13UNC	1"	50.0	189.5	100	Y680XT2/W623
	150	32		M10 P1.5	25.0	50.0	189.5	100	Y680XT3/W623
	150	32		M12 P1.75	25.0	50.0	189.5	100	Y680XT4/W623
	150	32		M16 P2.0	25.0	50.0	189.5	100	Y680XT5/W623
	150	32		5/8-11UNC	1-1/4"	50.0	189.5	100	Y680XT6/W623
	150	32		1/2-12UNC	1"	50.0	189.5	100	Y680XT7/W623
150	32		1/2-20UNF	25.0	50.0	189.5	100	Y680XT10/W623	












TB/β Total locking brake
 Total Lock system simultaneously locks both swivel head and wheel for a secure parking.
 Zinc-alloy brake pedal.

T Threaded Stem Fitting with Hex Base Washer

SRB Wheel Pressed steel hub, grey color elastic rubber tire

Brake type	mm	mm		mm	mm	mm	mm	kg	Code
TB/β Total locking brake	100	32		1/2-13UNC	1"	40.5	135.0	80	Y480T2/W423
	100	32		M10 P1.5	25.0	40.5	135.0	80	Y480T3/W423
	100	32		M12 P1.75	25.0	40.5	135.0	80	Y480T4/W423
	100	32		M16 P2.0	25.0	40.5	135.0	80	Y480T5/W423
	100	32		5/8-11UNC	1-1/4"	40.5	135.0	80	Y480T6/W423
	100	32		1/2-12UNC	1"	40.5	135.0	80	Y480T7/W423
	100	32		1/2-20UNF	25.0	40.5	135.0	80	Y480T10/W423
	125	32		1/2-13UNC	1"	39.0	161.0	100	Y580T2/W523
	125	32		M10 P1.5	25.0	39.0	161.0	100	Y580T3/W523
	125	32		M12 P1.75	25.0	39.0	161.0	100	Y580T4/W523
	125	32		M16 P2.0	25.0	39.0	161.0	100	Y580T5/W523
	125	32		5/8-11UNC	1-1/4"	39.0	161.0	100	Y580T6/W523
	125	32		1/2-12UNC	1"	39.0	161.0	100	Y580T7/W523
	125	32		1/2-20UNF	25.0	39.0	161.0	100	Y580T10/W523
	150	32		1/2-13UNC	1"	46.5	189.5	100	Y680T2/W623
	150	32		M10 P1.5	25.0	46.5	189.5	100	Y680T3/W623
	150	32		M12 P1.75	25.0	46.5	189.5	100	Y680T4/W623
	150	32		M16 P2.0	25.0	46.5	189.5	100	Y680T5/W623
	150	32		5/8-11UNC	1-1/4"	46.5	189.5	100	Y680T6/W623
	150	32		1/2-12UNC	1"	46.5	189.5	100	Y680T7/W623
150	32		1/2-20UNF	25.0	46.5	189.5	100	Y680T10/W623	



MIRARO

Standard Castors

Pressed steel, double ballrace swivel yoke, zinc-chromatized finish

Option: Bright chrome plated finish is also available, add suffix "-CR" to Catis code, e.g. Y580XP1/W503U-CR



TB Total locking brake

Total Lock system locks both swivel head and wheel simultaneously for secure parking. Integrated ON/OFF Nylon brake pedals for easy and quiet operation.



DB Directional locking brake

Directional Lock permits free wheel rotation while swivel head remains locked, an easy way to keep equipment traveling straight. Integrated ON/OFF Nylon brake pedals for easy and quiet operation. Release pedal in green color.

T Threaded Stem Fitting with Hex Base Washer



SRB Wheel

Pressed steel hub, grey color elastic rubber tire

Brake type	mm	mm		mm	mm	mm	mm	kg	Code
Non-brake Free swivel	100	32		1/2-13UNC	1"	40.5	135.0	80	Y481T2/W423
	100	32		M10 P1.5	25.0	40.5	135.0	80	Y481T3/W423
	100	32		M12 P1.75	25.0	40.5	135.0	80	Y481T4/W423
	100	32		M16 P2.0	25.0	40.5	135.0	80	Y481T5/W423
	100	32		5/8-11UNC	1-1/4"	40.5	135.0	80	Y481T6/W423
	100	32		1/2-12UNC	1"	40.5	135.0	80	Y481T7/W423
	100	32		1/2-20UNF	25.0	40.5	135.0	80	Y481T10/W423
	125	32		1/2-13UNC	1"	39.0	161.0	100	Y581T2/W523
	125	32		M10 P1.5	25.0	39.0	161.0	100	Y581T3/W523
	125	32		M12 P1.75	25.0	39.0	161.0	100	Y581T4/W523
	125	32		M16 P2.0	25.0	39.0	161.0	100	Y581T5/W523
	125	32		5/8-11UNC	1-1/4"	39.0	161.0	100	Y581T6/W523
	125	32		1/2-12UNC	1"	39.0	161.0	100	Y581T7/W523
	125	32		1/2-20UNF	25.0	39.0	161.0	100	Y581T10/W523





TB Total locking brake
 Total Lock system simultaneously locks both swivel head and wheel for a secure parking.
 Zinc-alloy brake pedal.

T Threaded Stem Fitting with Hex Base Washer



SRB Wheel Pressed steel hub, grey color elastic rubber tire

Brake type	mm	mm		mm	mm	mm	mm	mm	kg	Code
Non-brake Free swivel	150	32		1/2-13UNC	1"	50.0	189.5	100		Y681T2/W623
	150	32		M10 P1.5	25.0	50.0	189.5	100		Y681T3/W623
	150	32		M12 P1.75	25.0	50.0	189.5	100		Y681T4/W623
	150	32		M16 P2.0	25.0	50.0	189.5	100		Y681T5/W623
	150	32		5/8-11UNC	1-1/4"	50.0	189.5	100		Y681T6/W623
	150	32		1/2-12UNC	1"	50.0	189.5	100		Y681T7/W623
	150	32		1/2-20UNF	25.0	50.0	189.5	100		Y681T10/W623



SRB/BKAS Wheel Conductive wheels are also available

Pressed steel hub and threadguards, zinc-chromatized finish, black color conductive rubber tire

Add suffix "-CR" to Catis code for bright chrome finish

100 x 32mm

125 x 32mm

150 x 32mm

Code

W423-BKAS

W523-BKAS

W623-BKAS



Electrical Resistance $\leq 10^4 \Omega$

MIRARO

Standard Castors

Pressed steel, double ballrace swivel yoke, zinc-chromatized finish

Option: Bright chrome plated finish is also available, add suffix "-CR" to Catis code, e.g. Y580XP1/W503U-CR



TB/A Total locking brake

Total Lock system locks both swivel head and wheel simultaneously for secure parking. Integrated ON/OFF Nylon brake pedals for easy and quiet operation.



DB/A Directional locking brake

Directional Lock permits free wheel rotation while swivel head remains locked, an easy way to keep equipment traveling straight. Integrated ON/OFF Nylon brake pedals for easy and quiet operation. Release pedal in green color.

T Threaded Stem Fitting with Hex Base Washer



TPR Wheel

Plastic hub, grey color thermoplastic rubber tire

Brake type	mm	mm		mm	mm	mm	mm	kg	Code
TB/A Total locking brake	75	25		1/2-13UNC	1"	30.0	107.0	45	Y360T2/W312
	75	25		M10 P1.5	25.0	30.0	107.0	45	Y360T3/W312
	75	25		M12 P1.75	25.0	30.0	107.0	45	Y360T4/W312
	75	25		M16 P2.0	25.0	30.0	107.0	45	Y360T5/W312
	75	25		5/8-11UNC	1-1/4"	30.0	107.0	45	Y360T6/W312
	75	25		1/2-12UNC	1"	30.0	107.0	45	Y360T7/W312
	75	25		1/2-20UNF	25.0	30.0	107.0	45	Y360T10/W312
	100	25		1/2-13UNC	1"	38.5	135.0	60	Y460T2/W412
	100	25		M10 P1.5	25.0	38.5	135.0	60	Y460T3/W412
	100	25		M12 P1.75	25.0	38.5	135.0	60	Y460T4/W412
	100	25		M16 P2.0	25.0	38.5	135.0	60	Y460T5/W412
	100	25		5/8-11UNC	1-1/4"	38.5	135.0	60	Y460T6/W412
	100	25		1/2-12UNC	1"	38.5	135.0	60	Y460T7/W412
	100	25		1/2-20UNF	25.0	38.5	135.0	60	Y460T10/W412





TB Total locking brake
 Total Lock system simultaneously locks both swivel head and wheel for a secure parking.
 Zinc-alloy brake pedal.

T Threaded Stem Fitting with Hex Base Washer

TPR Wheel Plastic hub, grey color thermoplastic rubber tire

Brake type	mm	mm		mm	mm	mm	mm	kg	Code
TB Total locking brake	125	25		1/2-13UNC	1"	38.5	161.0	70	Y560T2/W512
	125	25		M10 P1.5	25.0	38.5	161.0	70	Y560T3/W512
	125	25		M12 P1.75	25.0	38.5	161.0	70	Y560T4/W512
	125	25		M16 P2.0	25.0	38.5	161.0	70	Y560T5/W512
	125	25		5/8-11UNC	1-1/4"	38.5	161.0	70	Y560T6/W512
	125	25		1/2-12UNC	1"	38.5	161.0	70	Y560T7/W512
	125	25		1/2-20UNF	25.0	38.5	161.0	70	Y560T10/W512
	100	32		1/2-13UNC	1"	40.5	135.0	80	Y480XT2/W403
	100	32		M10 P1.5	25.0	40.5	135.0	80	Y480XT3/W403
	100	32		M12 P1.75	25.0	40.5	135.0	80	Y480XT4/W403
100	32		M16 P2.0	25.0	40.5	135.0	80	Y480XT5/W403	
100	32		5/8-11UNC	1-1/4"	40.5	135.0	80	Y480XT6/W403	
100	32		1/2-12UNC	1"	40.5	135.0	80	Y480XT7/W403	
100	32		1/2-20UNF	25.0	40.5	135.0	80	Y480XT10/W403	



MIRARO

Standard Castors

Pressed steel, double ballrace swivel yoke, zinc-chromatized finish

Option: Bright chrome plated finish is also available, add suffix "-CR" to Catis code, e.g. Y580XP1/W503U-CR



TB Total locking brake

Total Lock system locks both swivel head and wheel simultaneously for secure parking. Integrated ON/OFF Nylon brake pedals for easy and quiet operation.



DB Directional locking brake

Directional Lock permits free wheel rotation while swivel head remains locked, an easy way to keep equipment traveling straight. Integrated ON/OFF Nylon brake pedals for easy and quiet operation. Release pedal in green color.

T Threaded Stem Fitting with Hex Base Washer



TPR Wheel

Plastic hub, grey color thermoplastic rubber tire

Brake type	mm	mm		mm	mm	mm	mm	kg	Code
TB Total locking brake	125	32		1/2-13UNC	1"	39.0	161.0	100	Y580XT2/W503
	125	32		M10 P1.5	25.0	39.0	161.0	100	Y580XT3/W503
	125	32		M12 P1.75	25.0	39.0	161.0	100	Y580XT4/W503
	125	32		M16 P2.0	25.0	39.0	161.0	100	Y580XT5/W503
	125	32		5/8-11UNC	1-1/4"	39.0	161.0	100	Y580XT6/W503
	125	32		1/2-12UNC	1"	39.0	161.0	100	Y580XT7/W503
	125	32		1/2-20UNF	25.0	39.0	161.0	100	Y580XT10/W503
	125	32		1/2-13UNC	1"	39.0	161.0	100	Y580XT2/W503U
	125	32		M10 P1.5	25.0	39.0	161.0	100	Y580XT3/W503U
	125	32		M12 P1.75	25.0	39.0	161.0	100	Y580XT4/W503U
	125	32		M16 P2.0	25.0	39.0	161.0	100	Y580XT5/W503U
	125	32		5/8-11UNC	1-1/4"	39.0	161.0	100	Y580XT6/W503U
	125	32		1/2-12UNC	1"	39.0	161.0	100	Y580XT7/W503U
	125	32		1/2-20UNF	25.0	39.0	161.0	100	Y580XT10/W503U
	150	32		1/2-13UNC	1"	50.0	189.5	100	Y680XT2/W603U
	150	32		M10 P1.5	25.0	50.0	189.5	100	Y680XT3/W603U
	150	32		M12 P1.75	25.0	50.0	189.5	100	Y680XT4/W603U
	150	32		M16 P2.0	25.0	50.0	189.5	100	Y680XT5/W603U
	150	32		5/8-11UNC	1-1/4"	50.0	189.5	100	Y680XT6/W603U
	150	32		1/2-12UNC	1"	50.0	189.5	100	Y680XT7/W603U
150	32		1/2-20UNF	25.0	50.0	189.5	100	Y680XT10/W603U	





TB/B Total locking brake
 Total Lock system simultaneously locks both swivel head and wheel for a secure parking.
 Zinc-alloy brake pedal.

T Threaded Stem Fitting with Hex Base Washer

TPR Wheel Plastic hub, grey color thermoplastic rubber tire

Brake type	mm	mm		mm	mm	mm	mm	kg	Code
TB/B Total locking brake	100	32		1/2-13UNC	1"	40.5	135.0	80	Y480T2/W403
	100	32		M10 P1.5	25.0	40.5	135.0	80	Y480T3/W403
	100	32		M12 P1.75	25.0	40.5	135.0	80	Y480T4/W403
	100	32		M16 P2.0	25.0	40.5	135.0	80	Y480T5/W403
	100	32		5/8-11UNC	1-1/4"	40.5	135.0	80	Y480T6/W403
	100	32		1/2-12UNC	1"	40.5	135.0	80	Y480T7/W403
	100	32		1/2-20UNF	25.0	40.5	135.0	80	Y480T10/W403
	125	32		1/2-13UNC	1"	39.0	161.0	100	Y580T2/W503
	125	32		M10 P1.5	25.0	39.0	161.0	100	Y580T3/W503
	125	32		M12 P1.75	25.0	39.0	161.0	100	Y580T4/W503
	125	32		M16 P2.0	25.0	39.0	161.0	100	Y580T5/W503
	125	32		5/8-11UNC	1-1/4"	39.0	161.0	100	Y580T6/W503
	125	32		1/2-12UNC	1"	39.0	161.0	100	Y580T7/W503
	125	32		1/2-20UNF	25.0	39.0	161.0	100	Y580T10/W503



MIRARO

Standard Castors

Pressed steel, double ballrace swivel yoke, zinc-chromatized finish

Option: Bright chrome plated finish is also available, add suffix "-CR" to Catis code, e.g. Y580XP1/W503U-CR



TB/B Total locking brake

Total Lock system locks both swivel head and wheel simultaneously for secure parking. Integrated ON/OFF Nylon brake pedals for easy and quiet operation.



DB/A Directional locking brake

Directional Lock permits free wheel rotation while swivel head remains locked, an easy way to keep equipment traveling straight. Integrated ON/OFF Nylon brake pedals for easy and quiet operation. Release pedal in green color.

T Threaded Stem Fitting with Hex Base Washer



TPR Wheel

Plastic hub, grey color thermoplastic rubber tire

Brake type	mm	mm		mm	mm	mm	mm	kg	Code
TB/B Total locking brake	125	32		1/2-13UNC	1"	39.0	161.0	100	Y580T2/W503U
	125	32		M10 P1.5	25.0	39.0	161.0	100	Y580T3/W503U
	125	32		M12 P1.75	25.0	39.0	161.0	100	Y580T4/W503U
	125	32		M16 P2.0	25.0	39.0	161.0	100	Y580T5/W503U
	125	32		5/8-11UNC	1-1/4"	39.0	161.0	100	Y580T6/W503U
	125	32		1/2-12UNC	1"	39.0	161.0	100	Y580T7/W503U
	125	32		1/2-20UNF	25.0	39.0	161.0	100	Y580T10/W503U
	150	32		1/2-13UNC	1"	46.5	189.5	100	Y680T2/W603U
	150	32		M10 P1.5	25.0	46.5	189.5	100	Y680T3/W603U
	150	32		M12 P1.75	25.0	46.5	189.5	100	Y680T4/W603U
	150	32		M16 P2.0	25.0	46.5	189.5	100	Y680T5/W603U
	150	32		5/8-11UNC	1-1/4"	46.5	189.5	100	Y680T6/W603U
	150	32		1/2-12UNC	1"	46.5	189.5	100	Y680T7/W603U
	150	32		1/2-20UNF	25.0	46.5	189.5	100	Y680T10/W603U



























TB Total locking brake
 Total Lock system simultaneously locks both swivel head and wheel for a secure parking.
 Zinc-alloy brake pedal.

T Threaded Stem Fitting with Hex Base Washer

TPR Wheel Plastic hub, grey color thermoplastic rubber tire

Brake type	 mm	 mm		 mm	 mm	 mm	 mm	 kg	Code
Non-brake Free swivel	75	25		1/2-13UNC	1"	30.0	107.0	45	Y361T2/W312
	75	25		M10 P1.5	25.0	30.0	107.0	45	Y361T3/W312
	75	25		M12 P1.75	25.0	30.0	107.0	45	Y361T4/W312
	75	25		M16 P2.0	25.0	30.0	107.0	45	Y361T5/W312
	75	25		5/8-11UNC	1-1/4"	30.0	107.0	45	Y361T6/W312
	75	25		1/2-12UNC	1"	30.0	107.0	45	Y361T7/W312
	75	25		1/2-20UNF	25.0	30.0	107.0	45	Y361T10/W312
	100	25		1/2-13UNC	1"	38.5	135.0	60	Y461T2/W412
	100	25		M10 P1.5	25.0	38.5	135.0	60	Y461T3/W412
	100	25		M12 P1.75	25.0	38.5	135.0	60	Y461T4/W412
	100	25		M16 P2.0	25.0	38.5	135.0	60	Y461T5/W412
	100	25		5/8-11UNC	1-1/4"	38.5	135.0	60	Y461T6/W412
	100	25		1/2-12UNC	1"	38.5	135.0	60	Y461T7/W412
	100	25		1/2-20UNF	25.0	38.5	135.0	60	Y461T10/W412



MIRARO

Standard Castors

Pressed steel, double ballrace swivel yoke, zinc-chromatized finish

Option: Bright chrome plated finish is also available, add suffix "-CR" to Catis code, e.g. Y580XP1/W503U-CR



TB Total locking brake

Total Lock system locks both swivel head and wheel simultaneously for secure parking. Integrated ON/OFF Nylon brake pedals for easy and quiet operation.



DB Directional locking brake

Directional Lock permits free wheel rotation while swivel head remains locked, an easy way to keep equipment traveling straight. Integrated ON/OFF Nylon brake pedals for easy and quiet operation. Release pedal in green color.

T Threaded Stem Fitting with Hex Base Washer



TPR Wheel

Plastic hub, grey color thermoplastic rubber tire

Brake type	mm	mm		mm	mm	mm	mm	kg	Code
Non-brake Free swivel	125	25		1/2-13UNC	1"	38.5	161.0	70	Y561T2/W512
	125	25		M10 P1.5	25.0	38.5	161.0	70	Y561T3/W512
	125	25		M12 P1.75	25.0	38.5	161.0	70	Y561T4/W512
	125	25		M16 P2.0	25.0	38.5	161.0	70	Y561T5/W512
	125	25		5/8-11UNC	1-1/4"	38.5	161.0	70	Y561T6/W512
	125	25		1/2-12UNC	1"	38.5	161.0	70	Y561T7/W512
	125	25		1/2-20UNF	25.0	38.5	161.0	70	Y561T10/W512
	100	32		1/2-13UNC	1"	40.5	135.0	80	Y481T2/W403
	100	32		M10 P1.5	25.0	40.5	135.0	80	Y481T3/W403
	100	32		M12 P1.75	25.0	40.5	135.0	80	Y481T4/W403
100	32		M16 P2.0	25.0	40.5	135.0	80	Y481T5/W403	
100	32		5/8-11UNC	1-1/4"	40.5	135.0	80	Y481T6/W403	
100	32		1/2-12UNC	1"	40.5	135.0	80	Y481T7/W403	
100	32		1/2-20UNF	25.0	40.5	135.0	80	Y481T10/W403	



























TB Total locking brake
 Total Lock system simultaneously locks both swivel head and wheel for a secure parking.
 Zinc-alloy brake pedal.

T Threaded Stem Fitting with Hex Base Washer

TPR Wheel Plastic hub, grey color thermoplastic rubber tire

Brake type	 mm	 mm		 mm	 mm	 mm	 mm	 kg	Code
Non-brake Free swivel	125	32		1/2-13UNC	1"	39.0	161.0	100	Y581T2/W503
	125	32		M10 P1.5	25.0	39.0	161.0	100	Y581T3/W503
	125	32		M12 P1.75	25.0	39.0	161.0	100	Y581T4/W503
	125	32		M16 P2.0	25.0	39.0	161.0	100	Y581T5/W503
	125	32		5/8-11UNC	1-1/4"	39.0	161.0	100	Y581T6/W503
	125	32		1/2-12UNC	1"	39.0	161.0	100	Y581T7/W503
	125	32		1/2-20UNF	25.0	39.0	161.0	100	Y581T10/W503
	125	32		1/2-13UNC	1"	39.0	161.0	100	Y581T2/W503U
	125	32		M10 P1.5	25.0	39.0	161.0	100	Y581T3/W503U
	125	32		M12 P1.75	25.0	39.0	161.0	100	Y581T4/W503U
	125	32		M16 P2.0	25.0	39.0	161.0	100	Y581T5/W503U
	125	32		5/8-11UNC	1-1/4"	39.0	161.0	100	Y581T6/W503U
	125	32		1/2-12UNC	1"	39.0	161.0	100	Y581T7/W503U
	125	32		1/2-20UNF	25.0	39.0	161.0	100	Y581T10/W503U



MIRARO

Standard Castors

Pressed steel, double ballrace swivel yoke, zinc-chromatized finish

Option: Bright chrome plated finish is also available, add suffix "-CR" to Catis code, e.g. Y580XP1/W503U-CR



TB Total locking brake

Total Lock system locks both swivel head and wheel simultaneously for secure parking. Integrated ON/OFF Nylon brake pedals for easy and quiet operation.



DB Directional locking brake

Directional Lock permits free wheel rotation while swivel head remains locked, an easy way to keep equipment traveling straight. Integrated ON/OFF Nylon brake pedals for easy and quiet operation. Release pedal in green color.

T Threaded Stem Fitting with Hex Base Washer



TPR Wheel

Plastic hub, grey color thermoplastic rubber tire

Brake type	mm	mm		mm	mm	mm	mm	kg	Code
Non-brake Free swivel	150	32		1/2-13UNC	1"	50.0	189.5	100	Y681T2/W603U
	150	32		M10 P1.5	25.0	50.0	189.5	100	Y681T3/W603U
	150	32		M12 P1.75	25.0	50.0	189.5	100	Y681T4/W603U
	150	32		M16 P2.0	25.0	50.0	189.5	100	Y681T5/W603U
	150	32		5/8-11UNC	1-1/4"	50.0	189.5	100	Y681T6/W603U
	150	32		1/2-12UNC	1"	50.0	189.5	100	Y681T7/W603U
	150	32		1/2-20UNF	25.0	50.0	189.5	100	Y681T10/W603U



TPR/AS Wheel

Conductive wheels are also available

	Code	
Plastic hub and threadguards, grey color conductive thermoplastic rubber tire	075 x 25mm	W303CX-AS*
	100 x 32mm	W403-AS
	125 x 32mm	W503-AS
	150 x 32mm	W603U-AS



*Wheel with metal threadguards (see P020)

Electrical Resistance $\leq 10^4 \Omega$



TB Total locking brake
 Total Lock system simultaneously locks both swivel head and wheel for a secure parking.
 Zinc-alloy brake pedal.

T Threaded Stem Fitting with Hex Base Washer

TPU Wheel Plastic hub, grey color polyurethane tire

Brake type	mm	mm		mm	mm	mm	mm	kg	Code
TB Total locking brake	75	32		1/2-13UNC	1"	33.0	107.0	50	Y380XT2/W300
	75	32		M10 P1.5	25.0	33.0	107.0	50	Y380XT3/W300
	75	32		M12 P1.75	25.0	33.0	107.0	50	Y380XT4/W300
	75	32		M16 P2.0	25.0	33.0	107.0	50	Y380XT5/W300
	75	32		5/8-11UNC	1-1/4"	33.0	107.0	50	Y380XT6/W300
	75	32		1/2-12UNC	1"	33.0	107.0	50	Y380XT7/W300
	75	32		1/2-20UNF	25.0	33.0	107.0	50	Y380XT10/W300



MIRARO

Standard Castors

Pressed steel, double ballrace swivel yoke, zinc-chromatized finish

Option: Bright chrome plated finish is also available, add suffix "-CR" to Catis code, e.g. Y580XP1/W503U-CR



TB/A Total locking brake

Total Lock system locks both swivel head and wheel simultaneously for secure parking. Integrated ON/OFF Nylon brake pedals for easy and quiet operation.



DB/A Directional locking brake

Directional Lock permits free wheel rotation while swivel head remains locked, an easy way to keep equipment traveling straight. Integrated ON/OFF Nylon brake pedals for easy and quiet operation. Release pedal in green color.

T Threaded Stem Fitting with Hex Base Washer



TPU Wheel Plastic hub, grey color polyurethane tire

Brake type	mm	mm		mm	mm	mm	mm	kg	Code
TB/A Total locking brake	100	32		1/2-13UNC	1"	40.5	135.0	80	Y480XT2/W400E
	100	32		M10 P1.5	25.0	40.5	135.0	80	Y480XT3/W400E
	100	32		M12 P1.75	25.0	40.5	135.0	80	Y480XT4/W400E
	100	32		M16 P2.0	25.0	40.5	135.0	80	Y480XT5/W400E
	100	32		5/8-11UNC	1-1/4"	40.5	135.0	80	Y480XT6/W400E
	100	32		1/2-12UNC	1"	40.5	135.0	80	Y480XT7/W400E
	100	32		1/2-20UNF	25.0	40.5	135.0	80	Y480XT10/W400E
	125	32		1/2-13UNC	1"	39.0	161.0	100	Y580XT2/W500E
	125	32		M10 P1.5	25.0	39.0	161.0	100	Y580XT3/W500E
	125	32		M12 P1.75	25.0	39.0	161.0	100	Y580XT4/W500E
	125	32		M16 P2.0	25.0	39.0	161.0	100	Y580XT5/W500E
	125	32		5/8-11UNC	1-1/4"	39.0	161.0	100	Y580XT6/W500E
	125	32		1/2-12UNC	1"	39.0	161.0	100	Y580XT7/W500E
	125	32		1/2-20UNF	25.0	39.0	161.0	100	Y580XT10/W500E
	150	32		1/2-13UNC	1"	50.0	189.5	100	Y680XT2/W600E
	150	32		M10 P1.5	25.0	50.0	189.5	100	Y680XT3/W600E
	150	32		M12 P1.75	25.0	50.0	189.5	100	Y680XT4/W600E
	150	32		M16 P2.0	25.0	50.0	189.5	100	Y680XT5/W600E
	150	32		5/8-11UNC	1-1/4"	50.0	189.5	100	Y680XT6/W600E
	150	32		1/2-12UNC	1"	50.0	189.5	100	Y680XT7/W600E
150	32		1/2-20UNF	25.0	50.0	189.5	100	Y680XT10/W600E	





TB/B Total locking brake
 Total Lock system simultaneously locks both swivel head and wheel for a secure parking.
 Zinc-alloy brake pedal.

T Threaded Stem Fitting with Hex Base Washer



TPU Wheel Plastic hub, grey color polyurethane tire

Brake type	mm	mm		mm	mm	mm	mm	kg	Code
TB/B Total locking brake	75	32		1/2-13UNC	1"	41.0	107.0	50	Y380T2/W300
	75	32		M10 P1.5	25.0	41.0	107.0	50	Y380T3/W300
	75	32		M12 P1.75	25.0	41.0	107.0	50	Y380T4/W300
	75	32		M16 P2.0	25.0	41.0	107.0	50	Y380T5/W300
	75	32		5/8-11UNC	1-1/4"	41.0	107.0	50	Y380T6/W300
	75	32		1/2-12UNC	1"	41.0	107.0	50	Y380T7/W300
	75	32		1/2-20UNF	25.0	41.0	107.0	50	Y380T10/W300



MIRARO

Standard Castors

Pressed steel, double ballrace swivel yoke, zinc-chromatized finish

Option: Bright chrome plated finish is also available, add suffix "-CR" to Catis code, e.g. Y580XP1/W503U-CR



TB Total locking brake

Total Lock system locks both swivel head and wheel simultaneously for secure parking. Integrated ON/OFF Nylon brake pedals for easy and quiet operation.




















DB Directional locking brake

Directional Lock permits free wheel rotation while swivel head remains locked, an easy way to keep equipment traveling straight. Integrated ON/OFF Nylon brake pedals for easy and quiet operation. Release pedal in green color.

T Threaded Stem Fitting with Hex Base Washer



TPU Wheel Plastic hub, grey color polyurethane tire

Brake type	mm	mm		mm	mm	mm	mm	kg	Code
TB Total locking brake	100	32		1/2-13UNC	1"	40.5	135.0	80	Y480T2/W400E
	100	32		M10 P1.5	25.0	40.5	135.0	80	Y480T3/W400E
	100	32		M12 P1.75	25.0	40.5	135.0	80	Y480T4/W400E
	100	32		M16 P2.0	25.0	40.5	135.0	80	Y480T5/W400E
	100	32		5/8-11UNC	1-1/4"	40.5	135.0	80	Y480T6/W400E
	100	32		1/2-12UNC	1"	40.5	135.0	80	Y480T7/W400E
	100	32		1/2-20UNF	25.0	40.5	135.0	80	Y480T10/W400E
	125	32		1/2-13UNC	1"	39.0	161.0	100	Y580T2/W500E
	125	32		M10 P1.5	25.0	39.0	161.0	100	Y580T3/W500E
	125	32		M12 P1.75	25.0	39.0	161.0	100	Y580T4/W500E
125	32		M16 P2.0	25.0	39.0	161.0	100	Y580T5/W500E	
125	32		5/8-11UNC	1-1/4"	39.0	161.0	100	Y580T6/W500E	
125	32		1/2-12UNC	1"	39.0	161.0	100	Y580T7/W500E	
125	32		1/2-20UNF	25.0	39.0	161.0	100	Y580T10/W500E	
150	32		1/2-13UNC	1"	46.5	189.5	100	Y680T2/W600E	
150	32		M10 P1.5	25.0	46.5	189.5	100	Y680T3/W600E	
150	32		M12 P1.75	25.0	46.5	189.5	100	Y680T4/W600E	
150	32		M16 P2.0	25.0	46.5	189.5	100	Y680T5/W600E	
150	32		5/8-11UNC	1-1/4"	46.5	189.5	100	Y680T6/W600E	
150	32		1/2-12UNC	1"	46.5	189.5	100	Y680T7/W600E	
150	32		1/2-20UNF	25.0	46.5	189.5	100	Y680T10/W600E	




















TB Total locking brake
 Total Lock system simultaneously locks both swivel head and wheel for a secure parking.
 Zinc-alloy brake pedal.

T Threaded Stem Fitting with Hex Base Washer

TPU Wheel Plastic hub, grey color polyurethane tire

Brake type	 mm	 mm		 mm	 mm	 mm	 mm	 kg	Code
Non-brake Free swivel	75	32		1/2-13UNC	1"	33.0	107.0	50	Y381T2/W300
	75	32		M10 P1.5	25.0	33.0	107.0	50	Y381T3/W300
	75	32		M12 P1.75	25.0	33.0	107.0	50	Y381T4/W300
	75	32		M16 P2.0	25.0	33.0	107.0	50	Y381T5/W300
	75	32		5/8-11UNC	1-1/4"	33.0	107.0	50	Y381T6/W300
	75	32		1/2-12UNC	1"	33.0	107.0	50	Y381T7/W300
	75	32		1/2-20UNF	25.0	33.0	107.0	50	Y381T10/W300



MIRARO

Standard Castors

Pressed steel, double ballrace swivel yoke, zinc-chromatized finish

Option: Bright chrome plated finish is also available, add suffix "-CR" to Catis code, e.g. Y580XP1/W503U-CR



TB Total locking brake

Total Lock system locks both swivel head and wheel simultaneously for secure parking. Integrated ON/OFF Nylon brake pedals for easy and quiet operation.



DB Directional locking brake























Directional Lock permits free wheel rotation while swivel head remains locked, an easy way to keep equipment traveling straight. Integrated ON/OFF Nylon brake pedals for easy and quiet operation. Release pedal in green color.

T Threaded Stem Fitting with Hex Base Washer



TPU Wheel

Plastic hub, grey color thermoplastic rubber tire

Brake type	mm	mm		mm	mm	mm	mm	kg	Code
Non-brake Free swivel	100	32		1/2-13UNC	1"	40.5	135.0	80	Y481T2/W400E
	100	32		M10 P1.5	25.0	40.5	135.0	80	Y481T3/W400E
	100	32		M12 P1.75	25.0	40.5	135.0	80	Y481T4/W400E
	100	32		M16 P2.0	25.0	40.5	135.0	80	Y481T5/W400E
	100	32		5/8-11UNC	1-1/4"	40.5	135.0	80	Y481T6/W400E
	100	32		1/2-12UNC	1"	40.5	135.0	80	Y481T7/W400E
	100	32		1/2-20UNF	25.0	40.5	135.0	80	Y481T10/W400E
	125	32		1/2-13UNC	1"	39.0	161.0	100	Y581T2/W500E
	125	32		M10 P1.5	25.0	39.0	161.0	100	Y581T3/W500E
	125	32		M12 P1.75	25.0	39.0	161.0	100	Y581T4/W500E
	125	32		M16 P2.0	25.0	39.0	161.0	100	Y581T5/W500E
	125	32		5/8-11UNC	1-1/4"	39.0	161.0	100	Y581T6/W500E
	125	32		1/2-12UNC	1"	39.0	161.0	100	Y581T7/W500E
	125	32		1/2-20UNF	25.0	39.0	161.0	100	Y581T10/W500E
	150	32		1/2-13UNC	1"	50.0	189.5	100	Y681T2/W600E
	150	32		M10 P1.5	25.0	50.0	189.5	100	Y681T3/W600E
	150	32		M12 P1.75	25.0	50.0	189.5	100	Y681T4/W600E
	150	32		M16 P2.0	25.0	50.0	189.5	100	Y681T5/W600E
	150	32		5/8-11UNC	1-1/4"	50.0	189.5	100	Y681T6/W600E
	150	32		1/2-12UNC	1"	50.0	189.5	100	Y681T7/W600E
150	32		1/2-20UNF	25.0	50.0	189.5	100	Y681T10/W600E	





TB/A Total locking brake
 Total Lock system simultaneously locks both swivel head and wheel for a secure parking.
 Zinc-alloy brake pedal.

T Threaded Stem Fitting with Hex Base Washer

ARB Wheel Al-alloy hub, grey color high elastic rubber tire

Brake type	mm	mm		mm	mm	mm	mm	kg	Code
TB/A Total locking brake	125	32		1/2-13UNC	1"	39.0	161.0	100	Y580XT2/W529UX
	125	32		M16 P2.0	25.0	39.0	161.0	100	Y580XT5/W529UX
	125	32		1/2-20UNF	25.0	39.0	161.0	100	Y580XT10/W529UX
	150	32		1/2-13UNC	1"	50.0	189.5	100	Y680XT2/W629UX
	150	32		M16 P2.0	25.0	50.0	189.5	100	Y680XT5/W629UX
	150	32		1/2-20UNF	25.0	50.0	189.5	100	Y680XT10/W629UX
TB/B Total locking brake	125	32		1/2-13UNC	1"	39.0	161.0	100	Y580T2/W529UX
	125	32		M16 P2.0	25.0	39.0	161.0	100	Y580T5/W529UX
	125	32		1/2-20UNF	25.0	39.0	161.0	100	Y580T10/W529UX
	150	32		1/2-13UNC	1"	46.5	189.5	100	Y680T2/W629UX
	150	32		M16 P2.0	25.0	46.5	189.5	100	Y680T5/W629UX
	150	32		1/2-20UNF	25.0	46.5	189.5	100	Y680T10/W629UX
Non-brake Free swivel	125	32		1/2-13UNC	1"	39.0	161.0	100	Y581T2/W529UX
	125	32		M16 P2.0	25.0	39.0	161.0	100	Y581T5/W529UX
	125	32		1/2-20UNF	25.0	39.0	161.0	100	Y581T10/W529UX
	150	32		1/2-13UNC	1"	50.0	189.5	100	Y681T2/W629UX
	150	32		M16 P2.0	25.0	50.0	189.5	100	Y681T5/W629UX
	150	32		1/2-20UNF	25.0	50.0	189.5	100	Y681T10/W629UX



MIRARO

Standard Castors

Pressed steel, double ballrace swivel yoke, zinc-chromatized finish

Option: Bright chrome plated finish is also available, add suffix "-CR" to Catis code, e.g. Y580XP1/W503U-CR



TB/A Total locking brake

Total Lock system locks both swivel head and wheel simultaneously for secure parking. Integrated ON/OFF Nylon brake pedals for easy and quiet operation.



DB/A Directional locking brake

Directional Lock permits free wheel rotation while swivel head remains locked, an easy way to keep equipment traveling straight. Integrated ON/OFF Nylon brake pedals for easy and quiet operation. Release pedal in green color.

T Threaded Stem Fitting with Hex Base Washer



PM Wheel Solid nylon wheel

Brake type	mm	mm	mm	mm	mm	mm	mm	kg	Code
TB/A Total locking brake	75	32		1/2-13UNC	1"	33.0	107.0	50	Y380XT2/W309RX
	75	32		M10 P1.5	25.0	33.0	107.0	50	Y380XT3/W309RX
	75	32		M12 P1.75	25.0	33.0	107.0	50	Y380XT4/W309RX
	75	32		M16 P2.0	25.0	33.0	107.0	50	Y380XT5/W309RX
	75	32		5/8-11UNC	1-1/4"	33.0	107.0	50	Y380XT6/W309RX
	75	32		1/2-12UNC	1"	33.0	107.0	50	Y380XT7/W309RX
	75	32		1/2-20UNF	25.0	33.0	107.0	50	Y380XT10/W309RX
	100	32		1/2-13UNC	1"	40.5	135.0	80	Y480XT2/W409RX
	100	32		M10 P1.5	25.0	40.5	135.0	80	Y480XT3/W409RX
	100	32		M12 P1.75	25.0	40.5	135.0	80	Y480XT4/W409RX
100	32		M16 P2.0	25.0	40.5	135.0	80	Y480XT5/W409RX	
100	32		5/8-11UNC	1-1/4"	40.5	135.0	80	Y480XT6/W409RX	
100	32		1/2-12UNC	1"	40.5	135.0	80	Y480XT7/W409RX	
100	32		1/2-20UNF	25.0	40.5	135.0	80	Y480XT10/W409RX	
125	32		1/2-13UNC	1"	39.0	161.0	100	Y580XT2/W509RX	
125	32		M10 P1.5	25.0	39.0	161.0	100	Y580XT3/W509RX	
125	32		M12 P1.75	25.0	39.0	161.0	100	Y580XT4/W509RX	
125	32		M16 P2.0	25.0	39.0	161.0	100	Y580XT5/W509RX	
125	32		5/8-11UNC	1-1/4"	39.0	161.0	100	Y580XT6/W509RX	
125	32		1/2-12UNC	1"	39.0	161.0	100	Y580XT7/W509RX	
125	32		1/2-20UNF	25.0	39.0	161.0	100	Y580XT10/W509RX	





TB/3 Total locking brake
 Total Lock system simultaneously locks both swivel head and wheel for a secure parking.
 Zinc-alloy brake pedal.

T Threaded Stem Fitting with Hex Base Washer



PM Wheel Solid nylon wheel

Brake type	mm	mm	mm	mm	mm	mm	mm	kg	Code
TB/3 Total locking brake	75	32		1/2-13UNC	1"	41.0	107.0	50	Y380T2/W309RX
	75	32		M10 P1.5	25.0	41.0	107.0	50	Y380T3/W309RX
	75	32		M12 P1.75	25.0	41.0	107.0	50	Y380T4/W309RX
	75	32		M16 P2.0	25.0	41.0	107.0	50	Y380T5/W309RX
	75	32		5/8-11UNC	1-1/4"	41.0	107.0	50	Y380T6/W309RX
	75	32		1/2-12UNC	1"	41.0	107.0	50	Y380T7/W309RX
	75	32		1/2-20UNF	25.0	41.0	107.0	50	Y380T10/W309RX
	100	32		1/2-13UNC	1"	40.5	135.0	80	Y480T2/W409RX
	100	32		M10 P1.5	25.0	40.5	135.0	80	Y480T3/W409RX
	100	32		M12 P1.75	25.0	40.5	135.0	80	Y480T4/W409RX
	100	32		M16 P2.0	25.0	40.5	135.0	80	Y480T5/W409RX
	100	32		5/8-11UNC	1-1/4"	40.5	135.0	80	Y480T6/W409RX
	100	32		1/2-12UNC	1"	40.5	135.0	80	Y480T7/W409RX
	100	32		1/2-20UNF	25.0	40.5	135.0	80	Y480T10/W409RX
	125	32		1/2-13UNC	1"	39.0	161.0	100	Y580T2/W509RX
	125	32		M10 P1.5	25.0	39.0	161.0	100	Y580T3/W509RX
	125	32		M12 P1.75	25.0	39.0	161.0	100	Y580T4/W509RX
	125	32		M16 P2.0	25.0	39.0	161.0	100	Y580T5/W509RX
	125	32		5/8-11UNC	1-1/4"	39.0	161.0	100	Y580T6/W509RX
	125	32		1/2-12UNC	1"	39.0	161.0	100	Y580T7/W509RX
125	32		1/2-20UNF	25.0	39.0	161.0	100	Y580T10/W509RX	



MIRARO

Standard Castors

Pressed steel, double ballrace swivel yoke, zinc-chromatized finish

Option: Bright chrome plated finish is also available, add suffix "-CR" to Catis code, e.g. Y580XP1/W503U-CR



TB Total locking brake

Total Lock system locks both swivel head and wheel simultaneously for secure parking. Integrated ON/OFF Nylon brake pedals for easy and quiet operation.



DB Directional locking brake

Directional Lock permits free wheel rotation while swivel head remains locked, an easy way to keep equipment traveling straight. Integrated ON/OFF Nylon brake pedals for easy and quiet operation. Release pedal in green color.

T Threaded Stem Fitting with Hex Base Washer



PM Wheel

Solid nylon wheel

Brake type	mm	mm		mm	mm	mm	mm	kg	Code
Non-brake Free swivel	75	32		1/2-13UNC	1"	33.0	107.0	50	Y381T2/W309RX
	75	32		M10 P1.5	25.0	33.0	107.0	50	Y381T3/W309RX
	75	32		M12 P1.75	25.0	33.0	107.0	50	Y381T4/W309RX
	75	32		M16 P2.0	25.0	33.0	107.0	50	Y381T5/W309RX
	75	32		5/8-11UNC	1-1/4"	33.0	107.0	50	Y381T6/W309RX
	75	32		1/2-12UNC	1"	33.0	107.0	50	Y381T7/W309RX
	75	32		1/2-20UNF	25.0	33.0	107.0	50	Y381T10/W309RX
	100	32		1/2-13UNC	1"	40.5	135.0	80	Y481T2/W409RX
	100	32		M10 P1.5	25.0	40.5	135.0	80	Y481T3/W409RX
	100	32		M12 P1.75	25.0	40.5	135.0	80	Y481T4/W409RX
	100	32		M16 P2.0	25.0	40.5	135.0	80	Y481T5/W409RX
	100	32		5/8-11UNC	1-1/4"	40.5	135.0	80	Y481T6/W409RX
	100	32		1/2-12UNC	1"	40.5	135.0	80	Y481T7/W409RX
	100	32		1/2-20UNF	25.0	40.5	135.0	80	Y481T10/W409RX
	125	32		1/2-13UNC	1"	39.0	161.0	100	Y581T2/W509RX
	125	32		M10 P1.5	25.0	39.0	161.0	100	Y581T3/W509RX
	125	32		M12 P1.75	25.0	39.0	161.0	100	Y581T4/W509RX
	125	32		M16 P2.0	25.0	39.0	161.0	100	Y581T5/W509RX
	125	32		5/8-11UNC	1-1/4"	39.0	161.0	100	Y581T6/W509RX
	125	32		1/2-12UNC	1"	39.0	161.0	100	Y581T7/W509RX
	125	32		1/2-20UNF	25.0	39.0	161.0	100	Y581T10/W509RX



























TB/B Total locking brake
 Total Lock system simultaneously locks both swivel head and wheel for a secure parking.
 Zinc-alloy brake pedal.

T Threaded Stem Fitting with Hex Base Washer



PP Wheel

Solid polypropylene wheel

Brake type	mm	mm		mm	mm	mm	mm	kg	Code
TB/A Total locking brake	75	32		1/2-13UNC	1"	33.0	107.0	50	Y380XT2/W310RX
	75	32		M10 P1.5	25.0	33.0	107.0	50	Y380XT3/W310RX
	75	32		M12 P1.75	25.0	33.0	107.0	50	Y380XT4/W310RX
	75	32		M16 P2.0	25.0	33.0	107.0	50	Y380XT5/W310RX
	75	32		5/8-11UNC	1-1/4"	33.0	107.0	50	Y380XT6/W310RX
	75	32		1/2-12UNC	1"	33.0	107.0	50	Y380XT7/W310RX
	75	32		1/2-20UNF	25.0	33.0	107.0	50	Y380XT10/W310RX
	100	32		1/2-13UNC	1"	40.5	135.0	80	Y480XT2/W410RX
	100	32		M10 P1.5	25.0	40.5	135.0	80	Y480XT3/W410RX
	100	32		M12 P1.75	25.0	40.5	135.0	80	Y480XT4/W410RX
	100	32		M16 P2.0	25.0	40.5	135.0	80	Y480XT5/W410RX
	100	32		5/8-11UNC	1-1/4"	40.5	135.0	80	Y480XT6/W410RX
	100	32		1/2-12UNC	1"	40.5	135.0	80	Y480XT7/W410RX
	100	32		1/2-20UNF	25.0	40.5	135.0	80	Y480XT10/W410RX
	125	32		1/2-13UNC	1"	39.0	161.0	100	Y580XT2/W510RX
	125	32		M10 P1.5	25.0	39.0	161.0	100	Y580XT3/W510RX
	125	32		M12 P1.75	25.0	39.0	161.0	100	Y580XT4/W510RX
	125	32		M16 P2.0	25.0	39.0	161.0	100	Y580XT5/W510RX
	125	32		5/8-11UNC	1-1/4"	39.0	161.0	100	Y580XT6/W510RX
	125	32		1/2-12UNC	1"	39.0	161.0	100	Y580XT7/W510RX
125	32		1/2-20UNF	25.0	39.0	161.0	100	Y580XT10/W510RX	



MIRARO

Standard Castors

Pressed steel, double ballrace swivel yoke, zinc-chromatized finish

Option: Bright chrome plated finish is also available, add suffix "-CR" to Catis code, e.g. Y580XP1/W503U-CR



TB Total locking brake

Total Lock system locks both swivel head and wheel simultaneously for secure parking. Integrated ON/OFF Nylon brake pedals for easy and quiet operation.



DB Directional locking brake

Directional Lock permits free wheel rotation while swivel head remains locked, an easy way to keep equipment traveling straight. Integrated ON/OFF Nylon brake pedals for easy and quiet operation. Release pedal in green color.

T Threaded Stem Fitting with Hex Base Washer



PP Wheel

Solid polypropylene wheel

Brake type	mm	mm	mm	mm	mm	mm	mm	kg	Code
TB Total locking brake	75	32		1/2-13UNC	1"	41.0	107.0	50	Y380T2/W310RX
	75	32		M10 P1.5	25.0	41.0	107.0	50	Y380T3/W310RX
	75	32		M12 P1.75	25.0	41.0	107.0	50	Y380T4/W310RX
	75	32		M16 P2.0	25.0	41.0	107.0	50	Y380T5/W310RX
	75	32		5/8-11UNC	1-1/4"	41.0	107.0	50	Y380T6/W310RX
	75	32		1/2-12UNC	1"	41.0	107.0	50	Y380T7/W310RX
	75	32		1/2-20UNF	25.0	41.0	107.0	50	Y380T10/W310RX
	100	32		1/2-13UNC	1"	40.5	135.0	80	Y480T2/W410RX
	100	32		M10 P1.5	25.0	40.5	135.0	80	Y480T3/W410RX
	100	32		M12 P1.75	25.0	40.5	135.0	80	Y480T4/W410RX
	100	32		M16 P2.0	25.0	40.5	135.0	80	Y480T5/W410RX
	100	32		5/8-11UNC	1-1/4"	40.5	135.0	80	Y480T6/W410RX
	100	32		1/2-12UNC	1"	40.5	135.0	80	Y480T7/W410RX
	100	32		1/2-20UNF	25.0	40.5	135.0	80	Y480T10/W410RX
	125	32		1/2-13UNC	1"	39.0	161.0	100	Y580T2/W510RX
	125	32		M10 P1.5	25.0	39.0	161.0	100	Y580T3/W510RX
	125	32		M12 P1.75	25.0	39.0	161.0	100	Y580T4/W510RX
	125	32		M16 P2.0	25.0	39.0	161.0	100	Y580T5/W510RX
	125	32		5/8-11UNC	1-1/4"	39.0	161.0	100	Y580T6/W510RX
	125	32		1/2-12UNC	1"	39.0	161.0	100	Y580T7/W510RX
125	32		1/2-20UNF	25.0	39.0	161.0	100	Y580T10/W510RX	





TB Total locking brake
 Total Lock system simultaneously locks both swivel head and wheel for a secure parking.
 Zinc-alloy brake pedal.

T Threaded Stem Fitting with Hex Base Washer



PP Wheel Solid polypropylene wheel

Brake type	mm	mm		mm	mm	mm	mm	mm	kg	Code
Non-brake Free swivel	75	32		1/2-13UNC	1"	33.0	107.0	50		Y381T2/W310RX
	75	32		M10 P1.5	25.0	33.0	107.0	50		Y381T3/W310RX
	75	32		M12 P1.75	25.0	33.0	107.0	50		Y381T4/W310RX
	75	32		M16 P2.0	25.0	33.0	107.0	50		Y381T5/W310RX
	75	32		5/8-11UNC	1-1/4"	33.0	107.0	50		Y381T6/W310RX
	75	32		1/2-12UNC	1"	33.0	107.0	50		Y381T7/W310RX
	75	32		1/2-20UNF	25.0	33.0	107.0	50		Y381T10/W310RX
	100	32		1/2-13UNC	1"	40.5	135.0	80		Y481T2/W410RX
	100	32		M10 P1.5	25.0	40.5	135.0	80		Y481T3/W410RX
	100	32		M12 P1.75	25.0	40.5	135.0	80		Y481T4/W410RX
	100	32		M16 P2.0	25.0	40.5	135.0	80		Y481T5/W410RX
	100	32		5/8-11UNC	1-1/4"	40.5	135.0	80		Y481T6/W410RX
	100	32		1/2-12UNC	1"	40.5	135.0	80		Y481T7/W410RX
	100	32		1/2-20UNF	25.0	40.5	135.0	80		Y481T10/W410RX
	125	32		1/2-13UNC	1"	39.0	161.0	100		Y581T2/W510RX
	125	32		M10 P1.5	25.0	39.0	161.0	100		Y581T3/W510RX
	125	32		M12 P1.75	25.0	39.0	161.0	100		Y581T4/W510RX
	125	32		M16 P2.0	25.0	39.0	161.0	100		Y581T5/W510RX
	125	32		5/8-11UNC	1-1/4"	39.0	161.0	100		Y581T6/W510RX
	125	32		1/2-12UNC	1"	39.0	161.0	100		Y581T7/W510RX
125	32		1/2-20UNF	25.0	39.0	161.0	100		Y581T10/W510RX	

